www.decoria.co.kr

FLOOR YOUR PLACE WITH NATURE

DECORIA

LUXURY VINYL FLOOR TILE

SINCE 1979
DAEJIN

Head Office & Asan Plant
176-10, Yeonamyulgeum-ro, Eumbong-myeon, Asan-si, Chungnam, Korea
TEL : +82-41-547-0301~4 / FAX : +82-41-547-0305 / E-mail : info@decoria.co.kr

Cheonan Plant
38-11, Yanggok 1-gil, Buk-myeon, Dongnam-gu, Cheonan-si, Chungnam, Korea
TEL : +82-41-415-0301 / FAX : +82-415-0302

ISO 9001:2015 ISO 14001:2015 KTR

2021 - 2023
New Collection

FLOOR YOUR PLACE WITH NATURE

DECORIA

LUXURY VINYL FLOOR TILE

SINCE 1979
DAEJIN

DECORIA

The Prestigious name of luxury vinyl floor from Korea

DAEJIN is the first company introduced Luxury Vinyl Tile in Korea, and is supplying newly developed eco-friendly products to world customers. Our international activities cover all around the world including USA, Europe and many other countries you know, by providing Loose-lay tiles which can be installed without adhesive and anti-scratch durable UV products to overseas market. We will continue our efforts and challenges to fulfill customer satisfaction.

Merits of DECORIA Tiles

High Density PU Coating

Improved PU coating enhances protection from scratches, and assures comparably longer life times.

Glass Fiber Sheet

Additional glass fiber layer can improve dimensional stability by minimizing shrinkage and expansion of product.

Glueless Installation

Non-slip of assembly technology allows easy installation with no use of adhesive.

Eco-friendly Material

Products made with recycled material improves environmental protection. Virgin product is also available upon customer's request.

Various Color / Pattern Design Collection

Various colors and patterns with more than 500 of selection allows you find most suitable design for your flooring.

Certificates

ISO 9001:2015 ISO 14001:2015

- EPA Certificate (United States Environmental Protection Agency)
- Floor Score
- KS Certificate (Korea Standards Association)
- Quality Management System (GERMAN CERT)
- Environmental Management System (GERMAN CERT)
- European International Standards
- Hygenic & Fire Certificate (Russia)
- Environmental Product Declaration (Korea Environmental industry & Technology Institute)
- Eco-Label (Korea Environmental industry & Technology Institute)
- Environmental Product Declaration (SCS global services)

Extra Wide and Long Wood Flooring

- New original wood flooring design with extended size
- Size : 9″ × 60″ (228.6mm × 1,524mm)
- Realized natural variety of real wood
- Shows interior of satisfying appearances.



228.6mm × 1,524mm



184mm × 950mm

Extra Wide Design Square Tiles

- New original square tiles with extended size
- Size : 600mm × 600mm
- Realized natural variety of real wood
- Shows interior of satisfying appearances.



600mm × 600mm



470mm × 470mm

ECORIA® Looselay-NS Environment-friendly glueless luxury vinyl tile

- High density PU coating
- Apply of US EPA approved organic and inorganic hybrid antibacterial agents
- Improved stability in environment of severe temperature change with reinforced glass fiber
- Easy installation free from adhesives
- Non-slip function prevent product slip from surface

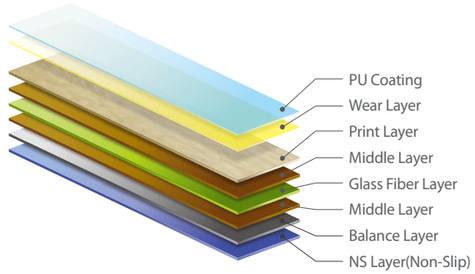

Product Specification (mm)

Thickness	Wear Layer	Product Size
5 mm	0.3	177.8 × 1,219.2 (7" × 48")
	0.5	228.6 × 1,219.2 (9" × 48")
	0.7	228.6 × 1,524 (9" × 60")
		470 × 470
		600 × 600



ECORIA® Dryback Eco-friendly functional flooring

- High density PU coating
- Apply of US EPA approved organic and inorganic hybrid antibacterial agents
- Various color and pattern design collection
- Various sizes

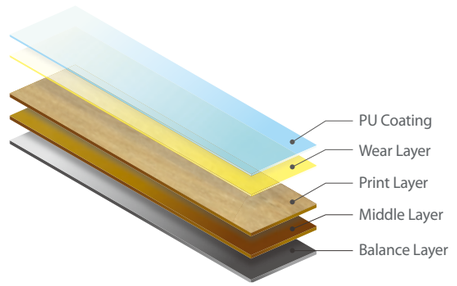

ECORIA® Acoustic — Noise absorbing luxury vinyl tiles for silent residential environment

- High density PU coating
- Apply of US EPA approved organic and inorganic hybrid antibacterial agents
- Improved stability in environment of severe temperature change with reinforced glass fiber
- Easy installation free from adhesives
- Non-slip function prevent product slip from surface
- Realize quiet environments with noise absorbing layer

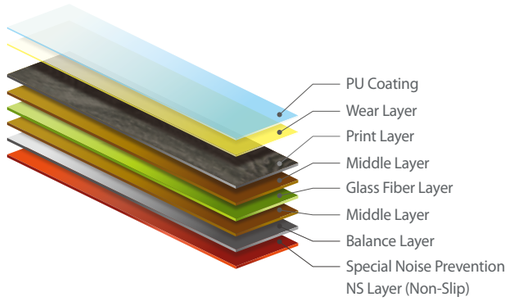



ECORIA® Click — Glueless luxury vinyl plank with patented technology

- High density PU coating
- Apply of US EPA approved organic and inorganic hybrid antibacterial agents
- Improved stability in environment of severe temperature change with reinforced glass fiber
- Easy installation free from adhesives

Product Specification (mm)

Thickness	Product Size
4 mm	175 × 935
5 mm	170 × 1,210
6 mm	169 × 1,204.5

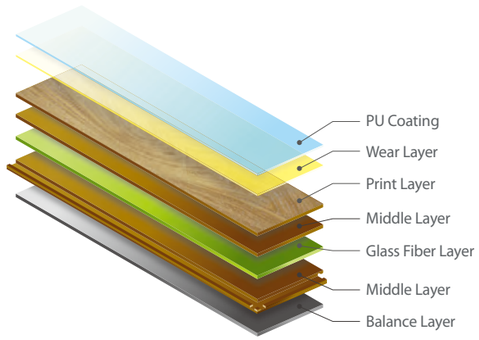


4 Side Micro Bevel


Quick and Easy Click Installation

ECORIA® DSPC — Rigid Core without containing wooden material

- High density PU coating
- Apply of US EPA approved organic and inorganic hybrid antibacterial agents
- Improved stability in environment of severe temperature change, with reinforced glass fiber
- Easy installation free from adhesives
- Various colors and pattern design collection

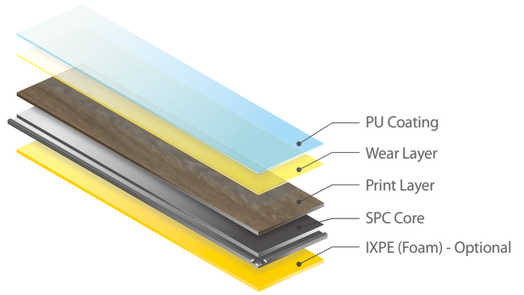

Product Specification (mm)

Thickness	Product Size
4.5 mm	169 × 1,210
6.0 mm (IXPE 1.5 mm)	

■ IXPE layer optional : 1.5 mm


Quick and Easy Click Installation

2 Tone Shade — Change Single tone design into Mulitple Shade design

- Multi shade design from Daejin's special methods.
- Realized modern style color variation flooring.
- Several Color tone patterns in one carton







*These printed patterns can be different from real products in colors and texture.

Mild Antique

- Dimensions 3.0 mm(T) × 7"(W) × 48"(L) • Packing 15 pcs / 3.25 m²
- Dimensions 3.0 mm(T) × 9"(W) × 48"(L) • Packing 13 pcs / 3.62 m²
- Dimensions 3.0 mm(T) × 9"(W) × 60"(L) • Packing 13 pcs / 4.53 m²


DW3120


DW3171 NEW


DW3122


DW3201


DW3151


DW3204 NEW


DW3153


DW3210


DW3154


DW3211


DW3170


DW3212



DW3250

* These printed patterns can be different from real products in colors and texture.

Mild Antique

- Dimensions 3.0 mm(T) × 7"(W) × 48"(L) • Packing 15 pcs / 3.25 m^2
- Dimensions 3.0 mm(T) × 9"(W) × 48"(L) • Packing 13 pcs / 3.62 m^2
- Dimensions 3.0 mm(T) × 9"(W) × 60"(L) • Packing 13 pcs / 4.53 m^2



DW3220



DW3241



DW3221



DW3250



DW3222



DW3251



DW3230



DW3252



DW3231



DW3260



DW3240



DW3261



DW3271

* These printed patterns can be different from real products in colors and texture.

Mild Antique

- Dimensions 3.0 mm(T) × 7"(W) × 48"(L) • Packing 15 pcs / 3.25 m²
- Dimensions 3.0 mm(T) × 9"(W) × 48"(L) • Packing 13 pcs / 3.62 m²
- Dimensions 3.0 mm(T) × 9"(W) × 60"(L) • Packing 13 pcs / 4.53 m²



DW3270 Extra Wide



DW3290 Extra Wide



DW3271 Extra Wide



DW3291 Extra Wide



DW3272 Extra Wide



DW3292 Extra Wide



DW3280



DW3293 Extra Wide



DW3281



DW3300



DW3282



DW3301



DW3362

* These printed patterns can be different from real products in colors and texture.

Mild Antique

- Dimensions 3.0 mm(T) × 7"(W) × 48"(L) • Packing 15 pcs / 3.25 m²
- Dimensions 3.0 mm(T) × 9"(W) × 48"(L) • Packing 13 pcs / 3.62 m²
- Dimensions 3.0 mm(T) × 9"(W) × 60"(L) • Packing 13 pcs / 4.53 m²



DW3302



DW3351 Extra Wide NEW



DW3303



DW3352 Extra Wide NEW



DW3310 Extra Wide



DW3360 Extra Wide NEW



DW3311 Extra Wide



DW3361 Extra Wide NEW



DW3312 Extra Wide



DW3362 Extra Wide NEW



DW3350 Extra Wide NEW



DW3370 Extra Wide NEW



DW3371

*These printed patterns can be different from real products in colors and texture.

Mild Antique

- Dimensions 3.0 mm(T) × 7"(W) × 48"(L) • Packing 15 pcs / 3.25 m^2
- Dimensions 3.0 mm(T) × 9"(W) × 48"(L) • Packing 13 pcs / 3.62 m^2
- Dimensions 3.0 mm(T) × 9"(W) × 60"(L) • Packing 13 pcs / 4.53 m^2



DW3371 Extra Wide NEW



DW3382 Extra Wide NEW



DW3372 Extra Wide NEW



DW3390 Extra Wide NEW



DW3380 Extra Wide NEW



DW3391 Extra Wide NEW



DW3381 Extra Wide NEW



DW3392 Extra Wide NEW



DW3391



DW2311

* These printed patterns can be different from real products in colors and texture.

Wild Antique

- Dimensions 3.0 mm(T) × 7"(W) × 48"(L) • Packing 15 pcs / 3.25 m²
- Dimensions 3.0 mm(T) × 9"(W) × 48"(L) • Packing 13 pcs / 3.62 m²
- Dimensions 3.0 mm(T) × 9"(W) × 60"(L) • Packing 13 pcs / 4.53 m²



DW2311 NEW



DW1904



DW2321 NEW



DW1905



DW1106 NEW



DW1107 NEW



DW1107



DW3342

* These printed patterns can be different from real products in colors and texture.

Wild Antique

- Dimensions 3.0 mm(T) × 7"(W) × 48"(L) • Packing 15 pcs / 3.25 m^2
- Dimensions 3.0 mm(T) × 9"(W) × 48"(L) • Packing 13 pcs / 3.62 m^2
- Dimensions 3.0 mm(T) × 9"(W) × 60"(L) • Packing 13 pcs / 4.53 m^2



DW3320 Extra Wide



DW3340 Extra Wide NEW



DW3321 Extra Wide



DW3341 Extra Wide NEW



DW3324 Extra Wide NEW



DW3342 Extra Wide NEW



DW3325 Extra Wide NEW



DW3324



DW3401

*These printed patterns can be different from real products in colors and texture.

Wood Plank

- Dimensions 3.0 mm(T) × 7"(W) × 48"(L) • Packing 15 pcs / 3.25 m^2
- Dimensions 3.0 mm(T) × 9"(W) × 48"(L) • Packing 13 pcs / 3.62 m^2
- Dimensions 3.0 mm(T) × 9"(W) × 60"(L) • Packing 13 pcs / 4.53 m^2



DW3330 Extra Wide



DW3400 Extra Wide NEW



DW3331 Extra Wide



DW3401 Extra Wide NEW



DW3332 Extra Wide



DW3402 Extra Wide NEW



DW3332



* These printed patterns can be different from real products in colors and texture.

600 Series

• Dimensions 3.0 mm(T) × 600 mm(W) × 600 mm(L) • Packing 9 pcs / 3.24 m^2

Marble


DM6641


DM6643


DM6644


DM6711 NEW


DM6712 NEW


DM6713 NEW


DM6714 NEW


DM6721 NEW


DM6722 NEW


DM6723 NEW


DM6724 NEW



*These printed patterns can be different from real products in colors and texture.

600 Series

• Dimensions 3.0 mm(T) × 600 mm(W) × 600 mm(L) • Packing 9 pcs / 3.24 m²

Concrete


DT6601


DT6603


DT6604


DT6671


DT6672


DT6673


DT6674


DT6681 NEW


DT6682 NEW


DT6683 NEW


DT6684 NEW



DT6701

* These printed patterns can be different from real products in colors and texture.

600 Series

• Dimensions 3.0 mm(T) × 600 mm(W) × 600 mm(L) • Packing 9 pcs / 3.24 m^2



DT6691 NEW



DT6692 NEW



DT6693 NEW



DT6694 NEW



DT6701 NEW



DT6702 NEW



DT6703 NEW



DT6704 NEW



DT6693 / DT6694



DB6731

*These printed patterns can be different from real products in colors and texture.

600 Series

• Dimensions 3.0 mm(T) × 600 mm(W) × 600 mm(L) • Packing 9 pcs / 3.24 m^2

Bianco



DB6731 NEW



DB6732 NEW



DB6651



DB6652



DB6652



DT780 / DT781

*These printed patterns can be different from real products in colors and texture.

470 Series

• Dimensions 3.0 mm(T) × 470 mm(W) × 470 mm(L) • Packing 15 pcs / 3.31 m²

Concrete


DT730


DT731


DT733


DT740


DT741


DT750


DT751


DT770 NEW


DT771 NEW


DT772 NEW


DT773 NEW


DT780 NEW


DT781 NEW


DT790 NEW


DT791 NEW

Product Specifications

Dryback (Glue down)

Thickness	Wearlayer (mm)	Width & Length (mm / inch)	per CTN	20FT Container Loading Quantity
2 mm	0.1 0.2 0.3	184 x 950	28 pcs (4.89 SQM)	4,890 sqm (1,000CTN)
		187 x 935	28 pcs (4.89 SQM)	4,890 sqm (1,000CTN)
		177.8 x 1219.2 (7" x 48")	22 pcs (4.77 SQM)	4,770 sqm (1,000CTN)
		470 x 470	22 pcs (4.86 SQM)	4,860 sqm (1,000CTN)
2.5 mm	0.2 0.3 0.5 0.55	184 x 950	23 pcs (4.02 SQM)	4,020 sqm (1,000CTN)
		187 x 935	23 pcs (4.02 SQM)	4,020 sqm (1,000CTN)
		177.8 x 1219.2 (7" x 48")	18 pcs (3.90 SQM)	3,900 sqm (1,000CTN)
3 mm	0.1 0.2 0.3 0.5 0.55 0.7	184 x 950	19 pcs (3.32 SQM)	3,320 sqm (1,000CTN)
		187 x 935	19 pcs (3.32 SQM)	3,320 sqm (1,000CTN)
		177.8 x 1219.2 (7" x 48")	15 pcs (3.25 SQM)	3,250 sqm (1,000CTN)
		228.6 x 1219.2 (9" x 48")	13 pcs (3.62 SQM)	3,620 sqm (1,000CTN)
		228.6 x 1524 (9" x 60")	13 pcs (4.53 SQM)	3,298 sqm (728CTN)
		314 x 625 (12" x 24")	18 pcs (3.53 SQM)	3,530 sqm (1,000CTN)
		470 x 470	15 pcs (3.31 SQM)	3,310 sqm (1,000CTN)
		600 x 600	9 pcs (3.24 SQM)	3,240 sqm (1,000CTN)
		152.4 x 914.4 (6" x 36")	24 pcs (3.34 SQM)	3,340 sqm (1,000CTN)

Click System

Thickness	Wearlayer (mm)	Width & Length (mm / inch)	per CTN	20FT Container Loading Quantity
4.3 mm	0.3 / 0.5	169 x 1210	10 pcs (2.04 SQM)	2,040 sqm (1,000CTN)
5 mm	0.3 / 0.5 / 0.55	169 x 1210	10 pcs (2.04 SQM)	2,040 sqm (1,000CTN)

Loose Lay (Non-Slip, Rubber, Dryback)

Thickness	Wearlayer (mm)	Width & Length (mm / inch)	per CTN	20FT Container Loading Quantity
5 mm	0.3 0.5 0.7	7" x 48"	10 pcs (2.17 SQM)	2,170 sqm (1,000CTN)
		9" x 48"	8 pcs (2.23 SQM)	2,230 sqm (1,000CTN)
		9" x 60"	8 pcs (2.79 SQM)	2,031 sqm (728CTN)
		470 x 470	10 pcs (2.21 SQM)	2,210 sqm (1,000CTN)
		600 x 600	7 pcs (2.52 SQM)	2,520 sqm (1,000CTN)

Acoustic (Non-Slip)

Thickness	Wearlayer (mm)	Width & Length (mm / inch)	per CTN	20FT Container Loading Quantity
5 mm	0.5	184 x 950	10 pcs (1.78 SQM)	1,780 sqm (1,000CTN)
		7" x 48"	10 pcs (2.17 SQM)	2,170 sqm (1,000CTN)

DSPC (Click System)

Thickness	Wearlayer (mm)	Width & Length (mm)	per CTN	20FT Container Loading Quantity
4.5 mm 6 mm (IXPE 1.5 mm)	0.3 / 0.5	169 x 1210	9 pcs (1.84 SQM)	2,208 sqm (1,200CTN)

■ IXPE layer optional : 1.5 mm

Specific Measurements of DECORIA

Type & Composition		Type & Composition PVC Laminated Floor Covering
Application		Application Commercial, Residential
Surface Treatment		Surface Treatment PU & Anti-bacterial, Per design
Profile		Profile Beveled / Non-beveled, Per design
Tile Size(mm)	EN 427	470 x 470, 184 x 950
Total Thickness(mm)	ISO 24346 (EN 428)	3.0
Wear Layer Thickness (mm)	ISO 24340 (EN 429)	0.3 0.5 0.7
Fire Rating	EN 13501-1 Bfl - S1	Bfl - S1
	Mekel Bumer Test	Pass
Heat Stability	KSM 3802	0.3mm / 0.05 (80℃ + 2℃ , 6hr / hr)
Slip Resistance	BS 7976-2	PVC Laminated Floor Covering RZ Surface Roughness : Moderate
Residual Indentation	EN ISO 24343-1 (EN 433)	≤ 0.10 mm
Color Fastness	ISO 105-B02	≥ 6
Dimensional Stability	ISO 23999 (EN 434)	≤ 0.25%
Flexibility	EN 435	No Crack was found
Electrical Behavior	EN 1081	Pass

Installation & Maintenance

Preparations

1. Check status of installation surface. Moisture test is the first step for floor preparation.
   Assures floor surface is completely dry. Surface may contain moistures, even it looks dry.
2. When the building is newly constructed, it is necessary to dry floor surface 7 to 14 days prior to installation.
   Ensure no moistures are remains on cement surface.
3. Completely remove polish, paint, dirt and others from floors before installation. Sweep floors with dry mop for removing sand, soil and debris.
4. Ensure the floor surface is flat and level. Use scraper to flatten the floor surface, and putty knife to remove gum and labels.
5. Maintain room temperature above 15℃ (59℉) before installation. Adhesive and flooring products must be kept in the same environment at least 24 hours before start installation.
6. Use DECORIA recommended adhesives only.

Installation

1. Prepare all required tools before start work. Rulers, cutters, adhesives, spreaders, and compass dividers.
2. Check tiles having same batch/lot number.
3. Find the exact center of the floor by marking vertical and horizontal lines across the floor.
4. Measure the squareness of the marked lines, then apply adhesives to the first quarter of the marked space.
5. Working small section at a time, and apply adhesives accordingly. Optimum usage of adhesive is 0.3 to 0.45 kg per square meter.
6. Lay tiles when 20 to 30 minutes after applying adhesive.
7. Keep 1mm distances from the wall to the edge of tiles. Press down products firmly so the product lies flat on the ground.
8. Adhesives are highly flammable. Avoid any contact to sparks and open flames.
9. Adhesives dry quickly. Remove excess adhesive immediately with alcohol or alkali water.

Maintenance

1. Flooring adhesives need curing. During 24 hours after installation, restrict traffics and do not move furniture onto a newly installed floor.
   And, cleaning of newly tiled floor should be at least 3 days after the installation.
2. Careful not to make any dents or marks on the floor when moving heavy furniture.
3. Long time used furniture polish and rubber pad can leave stains on the floor surface. Assures furniture bottom is clean before move furniture onto the floor.
4. Apply of surface dressing is depending on conditions. Under high traffic, dressing is stripped earlier so need reapply every one or two months. However, under general housing conditions, once every six months will enough.
5. When removing stains and polish, do not use dense solvents or household cleaning fluids. Use general floor polish removers and cleaners with alkali water instead.

Adhesives

Acrylic latex based adhesives (Commonly called as Acryl adhesive)

- Applied to the floor surfaces have no moistures.
- Non-toxic and a soft adhesion provides easy maintenance after installation.
- Use 1/8 inch notched steel trowel when apply.

Chemically Engineered Resin Based Adhesives (Commonly called as Urethane adhesive)

- Apply moisture and alkali resistance over non-porous surfaces.
- Use 1/8 inch notched steel trowel when apply.

Thermosetting Epoxy Adhesives (Commonly called as Epoxy adhesive)

- Recommended to apply to the places of excessive heat, cold and damp.
- Mix in unequal quantities of two parts epoxy resin prior to application.
- Use 1/16 inch notched steel trowel when apply.